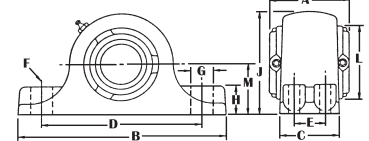


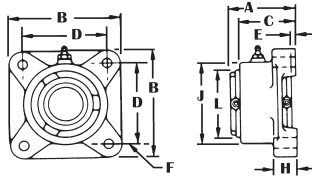

**MOLINE TYPE E 2-BOLT PILLOW BLOCKS
RIGID WITH TIMKEN TAPERED ROLLER BEARINGS**

Part Number	Shaft Size Inch	Shaft Center Height Inch	Bolt Holes C to C Inch	Thru Bore Width Inch	Our Sequence Number	Per Each
PB TYPE E 1-3/16	1-1/2	4-25/32	2-3/4	175010	\$233.70	
PB TYPE E 1-1/4	1-1/2	4-25/32	2-3/4	175012	233.70	
PB TYPE E 1-3/8	1-7/8	5-3/4	3	175014	284.82	
PB TYPE E 1-7/16	1-7/8	5-3/4	3	175016	267.66	
PB TYPE E 1-1/2	2-1/8	6-1/4	3-3/8	175018	283.88	
PB TYPE E 1-5/8	2-1/8	6-1/4	3-3/8	175020	381.60	
PB TYPE E 1-11/16	2-1/8	6-1/4	3-3/8	175022	307.78	
PB TYPE E 1-3/4	2-1/4	7	3-1/2	175024	310.76	
PB TYPE E 1-7/8	2-1/4	7	3-1/2	175026	314.05	
PB TYPE E 1-15/16	2-1/4	7	3-1/2	175028	310.76	
PB TYPE E 2	2-1/4	7	3-1/2	175030	310.76	
PB TYPE E 2-3/16	2-1/2	7-3/4	3-3/4	175032	349.67	
PB TYPE E 2-7/16	2-3/4	8-1/2	4	175036	393.88	
PB TYPE E 2-1/2	2-3/4	8-1/2	4	175038	393.88	
PB TYPE E 2-11/16	3-1/8	9-1/2	4-1/2	175040	604.33	
PB TYPE E 2-15/16	3-1/8	9-1/2	4-1/2	175044	604.33	
PB TYPE E 3	3-1/8	9-1/2	4-1/2	175046	604.33	



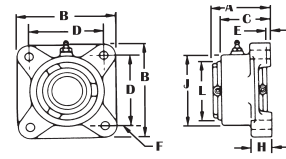

**MOLINE M2000 2-BOLT PILLOW BLOCKS
SELF-ALIGNING NON-EXPANSION
WITH SKF SPHERICAL ROLLER BEARINGS**

Part Number	Shaft Size Inch	Shaft Center Height Inch	Bolt Holes C to C Inch	Thru Bore Width Inch	Our Sequence Number	Per Each
PB M2000 1-3/16	2-13/16	4-3/4	2-31/32	175124	\$346.73	
PB M2000 1-1/4	2-13/16	4-3/4	2-31/32	175126	346.73	
PB M2000 1-7/16	2-13/16	5	2-31/32	175130	327.40	
PB M2000 1-1/2	2-13/16	5	2-31/32	175132	329.09	
PB M2000 1-11/16	3	5-1/2	3-3/32	175136	371.62	
PB M2000 1-3/4	3	5-1/2	3-3/32	175138	352.11	
PB M2000 1-15/16	3	6-1/4	3-3/32	175142	390.62	
PB M2000 2	3	6-1/4	3-3/32	175144	390.62	
PB M2000 2-3/16	3-1/4	6-3/4	3-5/16	175146	436.12	
PB M2000 2-7/16	3-1/2	7-1/8	3-9/16	175148	496.42	
PB M2000 2-1/2	3-1/2	7-1/8	3-9/16	175150	496.42	
PB M2000 2-11/16	3-13/16	8-1/8	3-15/16	175152	692.78	
PB M2000 2-15/16	3-13/16	8-1/8	3-15/16	175156	692.78	
PB M2000 3	3-13/16	8-1/8	3-15/16	175158	720.48	



**MOLINE TYPE E 4-BOLT FLANGE BLOCKS
RIGID WITH TIMKEN TAPERED ROLLER BEARINGS**

Part Number	Shaft Size Inch	Bolt Block Width Inch	Bolt Holes C to C Inch	Thru Bore Width Inch	Our Sequence Number	Per Each
FL TYPE E 1-3/16	3-3/4	2-7/8	2-13/16	175066	\$231.63	
FL TYPE E 1-1/4	3-3/4	2-7/8	2-13/16	175068	231.63	
FL TYPE E 1-3/8	4-5/8	3-1/2	3-1/16	175070	279.54	
FL TYPE E 1-7/16	4-5/8	3-1/2	3-1/16	175072	240.11	
FL TYPE E 1-1/2	5-3/8	4-1/8	3-1/2	175074	281.59	
FL TYPE E 1-5/8	5-3/8	4-1/8	3-1/2	175076	401.51	
FL TYPE E 1-11/16	5-3/8	4-1/8	3-1/2	175078	308.97	
FL TYPE E 1-3/4	5-5/8	4-3/8	3-5/8	175080	322.72	
FL TYPE E 1-7/8	5-5/8	4-3/8	3-5/8	175082	339.02	
FL TYPE E 1-15/16	5-5/8	4-3/8	3-5/8	175084	322.72	
FL TYPE E 2	5-5/8	4-3/8	3-5/8	175086	322.72	
FL TYPE E 2-3/16	6-1/4	4-7/8	3-7/8	175088	361.18	
FL TYPE E 2-7/16	6-7/8	5-3/8	4-3/16	175092	405.80	
FL TYPE E 2-1/2	6-7/8	5-3/8	4-3/16	175094	405.80	
FL TYPE E 2-11/16	7-3/4	6	4-11/16	175096	620.69	
FL TYPE E 2-15/16	7-3/4	6	4-11/16	175100	620.69	
FL TYPE E 3	7-3/4	6	4-11/16	175102	620.69	



**MOLINE M2000 4-BOLT FLANGE BLOCKS
SELF-ALIGNING NON-EXPANSION
WITH SKF SPHERICAL ROLLER BEARINGS**

Part Number	Shaft Size Inch	Bolt Block Width Inch	Bolt Holes C to C Inch	Thru Bore Width Inch	Our Sequence Number	Per Each
FL M2000 1-7/16	4-5/8	3-17/32	3-1/32	175180	\$333.58	
FL M2000 1-1/2	4-5/8	3-17/32	3-1/32	175182	333.58	
FL M2000 1-11/16	5	3-7/8	3-9/32	175184	388.57	
FL M2000 1-3/4	5	3-7/8	3-9/32	175186	368.16	
FL M2000 1-15/16	5-1/4	4-1/16	3-9/32	175188	397.61	
FL M2000 2	5-1/4	4-1/16	3-9/32	175190	397.61	
FL M2000 2-3/16	5-7/8	4-17/32	3-7/16	175192	463.79	
FL M2000 2-7/16	6-1/8	4-25/32	3-23/32	175194	505.42	
FL M2000 2-1/2	6-1/8	4-25/32	3-23/32	175196	505.42	
FL M2000 2-11/16	7-1/4	5-9/16	4-1/4	175198	728.53	
FL M2000 2-15/16	7-1/4	5-9/16	4-1/4	175202	728.53	
FL M2000 3	7-1/4	5-9/16	4-1/4	175204	757.67	

**CONE & CUP REPLACEMENT TIMKEN BEARINGS LESS COLLARS FOR:
DODGE E BLOCKS, MOLINE E BLOCKS, BROWNING 920 BLOCKS, & ROYERSFORD E BLOCKS**

Bore Size Inches	One Double Cone Number	Cup Number Order Two	Bore Size Inches	One Double Cone Number	Cup Number Order Two	Bore Size Inches	One Double Cone Number	Cup Number Order Two
1-3/16	08118DE	08231	2-3/16	388DE	382A	3-1/2	42350DE	42584
1-1/4	08125DE	08231	2-1/4	39225DE	39412	3-15/16	52393DE	52638
1-3/8	19137DE	19281	2-7/16	39243DE	39412	4	52400DE	52638
1-7/16	19143DE	19281	2-1/2	39250DE	39412	4-7/16	64443DE	64700
1-1/2	22150DE	22325	2-11/16	34268DE	34478	4-1/2	64450DE	64700
1-5/8	22162DE	22325	2-3/4	34275DE	34478	4-15/16	797DE	792
1-11/16	22168DE	22325	2-15/16	34293DE	34478	5	798DE	792
1-3/4	365DE	362A	3	34300DE	34478	5-7/16, 5-1/2	JM736149	JM736110
1-7/8	366DE	362A	3-3/16	42318DE	42584	5-15/16, 6	JM736149	JM736110
1-15/16	367DE	362A	3-1/4	42325DE	42584	6-7/16, 6-1/2	JHM840449	JHM840410
2	368DE	362A	3-7/16	42343DE	42584	6-15/16, 7	JHM840449	JHM840410